

SELL FROM ANYWHERE, ANYTIME

MANHEIM SIMULCAST REMOTE SELLER

QUICK START GUIDE

SELL REMOTELY WITH SIMULCAST.

Be there, without being there. Our easy-to-use, free Simulcast Remote Seller tool lets you represent your inventory from anywhere. Communicate with the block and bidders in real time to close the deal.

With Simulcast, you can sell from anywhere.

- Go to Manheim.com
- Sell tab > Remote Seller

If you are experiencing any Firewall restrictions, you may need to whitelist our IP addresses to allow access to Simulcast and Remote Seller. Please contact Client Care for a full list of IP addresses to whitelist.

For additional information or assistance, contact Manheim Client Care at **866-MANHEIM (626-4346)**.

HOW-TO STEPS:

STEP 1

COMPLETE REGISTRATION

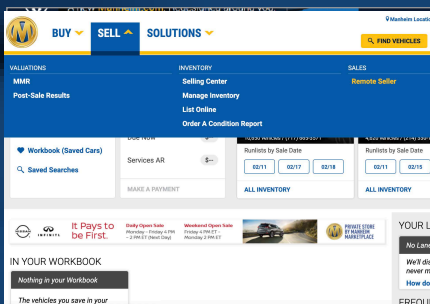
- Contact sales rep to confirm your Auction Access information and Manheim registration
- Provide list of the cars for sale to get run numbers
- Make sure cars arrive at least one day before the sale

STEP 2

CHECK TECHNICAL REQUIREMENTS

- Update your preferred browser to latest version (IE must be V11 or higher)
- Disable pop-up blocker

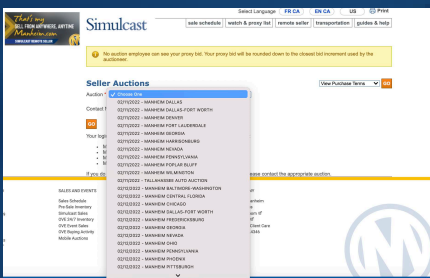
STEP 3



START SELLING

- Log in to Manheim.com
- Go to Sell tab
- Select Remote Seller in dropdown menu

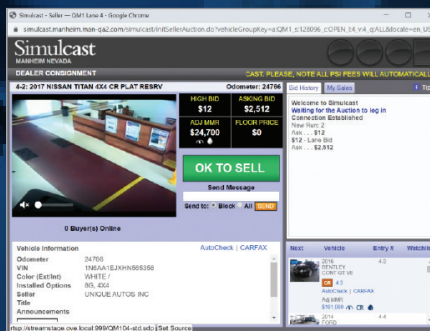
STEP 4



SELECT LOCATION

- Select your sale date and operating location
- Click on lane number to enter
- Once entered, the block knows you're online and in control

STEP 5



REP YOUR VEHICLE

- Click OK to Sell to accept the highest bid
- Reject offers at any time
- For counteroffers, enter the amount and click Counter.
- Send instant messages in real time to all participants or just the block.

OUR MISSION IS YOURS.

